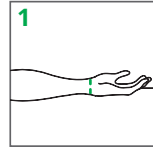
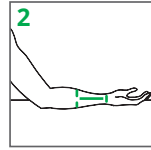


**Measuring Instructions**

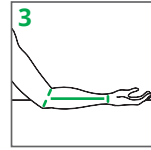
- Have a non-toxic washable marker, tape measure, and pen available.
- Measure client after therapy or in the morning.
- Measure your client's arm with the arm relaxed and slightly bent ( $\approx 35^\circ$ ), and palm facing up.
- Measure lengths on the medial / inside of the arm, following bend of arm.



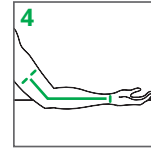
**C** Distal Wrist Crease



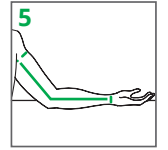
**D** Distal Wrist Crease to Mid-Forearm



**E** Distal Wrist Crease to Elbow Crease



**F** Distal Wrist Crease to Mid-Biceps  
*Follow bend of arm*



**G** Distal Wrist Crease to Axilla  
*Follow bend of arm*

**Ordering Information**

Date:	PO:
Customer / Account:	
Client / ID:	
Gender: <input type="checkbox"/> Female <input type="checkbox"/> Male	
<b>Quantity &amp; Item Code</b>	
Qty	EC-UE- L / R
	EC-UE- L / R
Color: <input type="checkbox"/> Beige L / R <input type="checkbox"/> Black L / R	
<b>Compression</b>	
<input type="checkbox"/> 18 - 21mmHg L / R <input type="checkbox"/> 23 - 32mmHg L / R	
<input type="checkbox"/> 34 - 46mmHg L / R	
<b>Modifications</b>	
Qty	Pocket - Elbow
	Silicone <i>(select Width and Place options)</i>
Width: <input type="checkbox"/> 3.5cm L / R <input type="checkbox"/> 5cm L / R	
Place: <input type="checkbox"/> Inside L / R <input type="checkbox"/> 3/4 Inside L / R	
<input type="checkbox"/> Top L / R	
	Zipper L / R <i>(note start / end location below)</i>
<b>Label Placement on Garment</b>	
Place: <input type="checkbox"/> Inside L / R <input type="checkbox"/> Outside L / R	
<b>Priority Production</b>	
	Priority Production <i>(additional fee)</i>
<b>Comments</b>	

**CIRCUMFERENCE  $c$**

*Please measure in centimeters*

**LENGTH  $\ell$**

*We suggest that you include additional circumferences and length measurements for more asymmetrical shaped arms.*

