



Measuring & Sizing

Measuring and Sizing for Lower Extremities

When to take measurements

It is important that the edema is at its most reduced state. Most often this is found first thing in the morning or at the end of treatment.

When to measure for a custom garment

Measure for a custom garment after determining that a leg will be too large or too small for a regular size. You will have to take the standard measurements listed to the right and compare to a size chart to determine this.

How to take length measurements

Length measurements should be taken from each circumference. It is recommended that you mark the leg with a non-permanent, non-toxic marker at each circumference measurement. The length measurement is then taken even with the floor, along the inside of the leg, up to each circumference point.

Measurement Points

Circumference point 'cA' is taken around the metatarsal heads. Typically, this is found at the base of the fifth metatarsal.

Circumference point 'cY' is taken with the foot at a 90 degree angle. The circumference is taken at a 45 degree angle around the heel and across the instep.

Circumference point 'cB' is the area of greatest compression and therefore the most important point. This measurement is the smallest circumference of the ankle found closest to, and above the ankle bone.

Circumference point 'cB1' is found where the achilles tendon meets the calf muscle. For greater ease in finding this point, have the patient flex the calf muscle.

Circumference point 'cC' is the largest circumference of the calf.

Circumference point 'cD' is the smallest circumference below the knee, but above the calf.

Circumference point 'cE' is found mid-patella.

Circumference point 'cF' is found at the middle of the thigh.

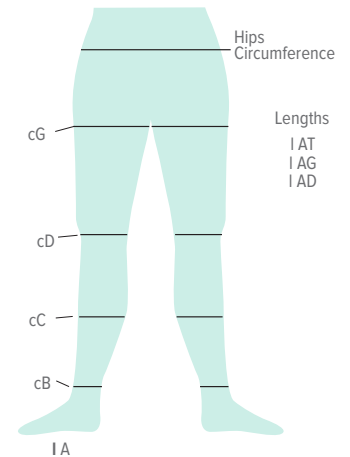
Circumference point 'cG' is taken at the top of the thigh/groin area.

Circumference point 'cK' is taken at the same height as point 'cG', but is a complete circumference around both legs and buttocks.

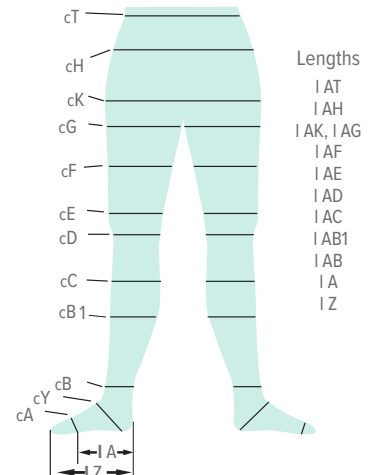
Circumference point 'cH' is the largest circumference of the hips and lower abdomen.

Circumference point 'cT' is a waist measurement measured above the hip bones.

Standard Measurements



Custom Measurements



Point 'IA' is a length from circumference point 'cA' to the back of the heel.

Point 'IZ' is a total foot length.

Size Chart for Juzo®

Compression Stockings & Pantyhose

15-20, 20-30 and 30-40 mmHg

2100/01/02, 2501/02, 2581/82, 2000/2001/02, 2081/82, 3511/12, 3520/3521/3522, 2061/2062, 6091/6092

	I	II	III	IV	V	
G	41-60 cm 16 1/4"-23 1/2"	50-68 cm 19 1/2"-26 3/4"	54-75 cm 21 1/4"-29 1/2"	57-79 cm 22 1/2"-31"	62-85 cm 24 1/2"-33 1/2"	length A-D A-D Regular 15 3/4-18 1/4" / 40-46 cm A-D Short 13-15 3/4" / 34-40 cm A-D Petite < 13" / 33 cm
G w/silicone	45-55 cm 17 3/4"-21 1/2"	50-61 cm 19 1/2"-24"	54-68 cm 21 1/4"-26 3/4"	57-73 cm 22 1/2"-28 3/4"	62-78 cm 24 1/2"-30 3/4"	length A-G A-G / AT Regular 28 1/4-32 3/4" / 72-83 cm A-G / AT Short 24 3/4-28 1/4" / 63-72 cm A-G / AG Petite 21 3/4-24 3/4" / 55-63 cm
C	29-38 cm 11 1/2"-15"	34-43 cm 13 1/4"-17"	37-49 cm 14 1/2"-19 1/4"	41-53 cm 16 1/4"-21"	46-58 cm 18"-23"	
B	18-21 cm 7"-8 1/4"	21-24 cm 8 1/4"-9 1/2"	24-27 cm 9 1/2"-10 3/4"	27-31 cm 10 3/4"-12 1/4"	31-35 cm 12 1/4"-13 3/4"	

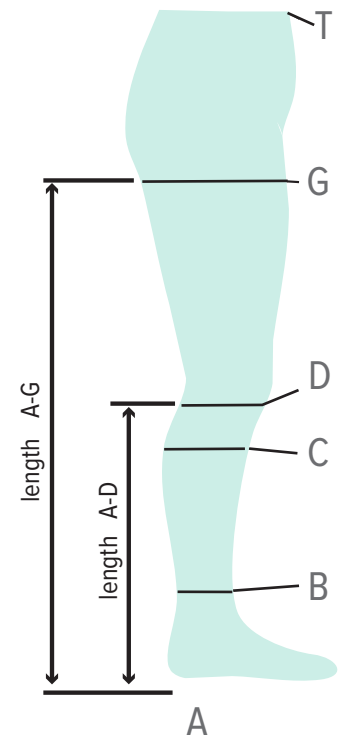
PCSZ-01-02h

Dynamic Max 20-30, 30-40 mmHg

3511 / 3512

	III	IV	V	
G	60-82 cm 22 3/4"-32 1/4"	62-87 cm 24 1/2"-34 1/4"	77-94 cm 30 1/4"-37"	length A-D A-D Regular 15 3/4-18 1/4" / 40-46 cm A-D Short 13-15 3/4" / 34-40 cm
C	49-55 cm 19 1/4"-21 3/4"	53-60 cm 21 1/4"-23 1/2"	55-66 cm 21 3/4"-26"	
B	24-27 cm 9 1/4"-10 3/4"	27-32 cm 10 3/4"-12 3/4"	32-37 cm 12 3/4"-14 3/4"	length A-G A-G Regular 28 1/4-32 3/4" / 72-83 cm A-G AT Short 24 3/4-28 1/4" / 63-72 cm

PCSZ-01-47



40-50 mmHg

3513

	I	II	III	IV	V	VI	
G	43-56 cm 17"-22"	47-62 cm 18 1/2"-24 1/2"	49-66 cm 19 1/4"-26"	55-73 cm 21 3/4"-28 3/4"	59-77 cm 23 1/4"-30 1/4"	64-82 cm 25 1/4"-32 1/4"	1/4" / 40-46 cm 3/4" / 34-40 cm
G w/silicone	46-53 cm 18"-21"	51-58 cm 20"-23"	53-62 cm 21"-24 1/2"	60-69 cm 23 1/2"-27 1/4"	64-73 cm 25 1/4"-28 3/4"	69-78 cm 27 1/4"-30 3/4"	length A-D A-D Regular 15 3/4-18 A-D Short 13-15
C	27-34 cm 10 1/2"-13 1/2"	29-37 cm 11 1/2"-14 1/2"	33-41 cm 13"-16 1/4"	36-45 cm 14 1/4"-17 3/4"	39-47 cm 15 1/2"-18 1/2"	42-50 cm 16 1/2"-19 3/4"	1/4-32 3/4" / 72-83 cm 3/4-28 1/4" / 63-72 cm
B	18-20 cm 7"-7 3/4"	20-22 cm 7 3/4"-8 1/2"	22-24.5 cm 8 1/2"-9 1/2"	24.5-27 cm 9 1/2"-10 1/2"	27-30 cm 10 1/2"-11 3/4"	30-33 cm 11 3/4"-13"	length A-G A-G / AT Regular 28 A-G / AT Short 24

PCSZ-01-02e

Size Chart for Juzo®

Compression Biker Short

Compression Biker Short 3500

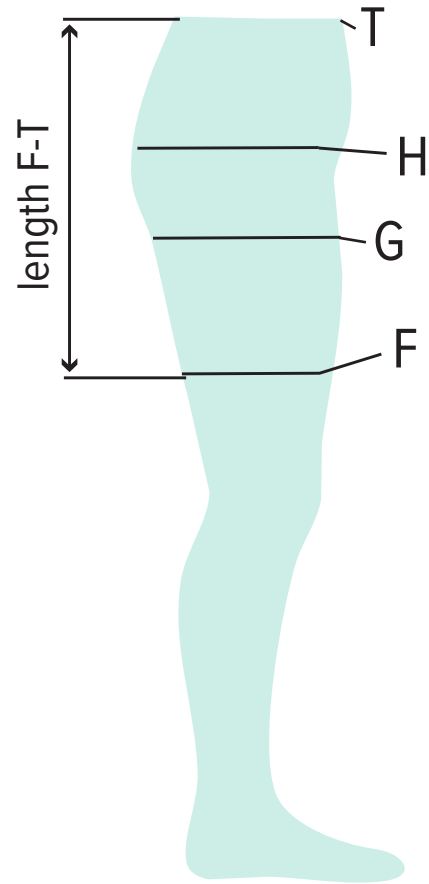
	I	II	III	IV	V
T	65-75 cm 25 1/2"-29 1/2"	75-85 cm 29 1/2"-33 1/2"	85-95 cm 33 1/2"-37 1/2"	95-105 cm 37 1/2"-41 1/4"	105-115 cm 41 1/4"-45 1/4"
H	85-95 cm 33 1/2"-37 1/2"	95-105 cm 37 1/2"-41 1/4"	105-115 cm 41 1/4"-45 1/4"	115-125 cm 45 1/4"-49 1/4"	125-135 cm 49 1/4"-53"
G	43-53 cm 17"-21"	47-62 cm 18 1/2"-24 1/2"	49-66 cm 19 1/4"-26"	55-73 cm 21 3/4"-28 3/4"	59-77 cm 23 1/2"-30 1/4"
F	43-53 cm 17"-21"	47-59 cm 18 1/2"-23 1/4"	49-63 cm 19 1/4"-24 3/4"	55-70 cm 21 3/4"-27 1/2"	59-74 cm 23 1/4"- 29"

length FT

F-T Regular -

15 -16 1/2"/ 38-42 cm

PCSZ-01-48



Size Chart for Juzo®

Compression Stockings & Pantyhose

Basic 15-20, 20-30 and 30-40 mmHg

4410/4411/4412

	I	II	III	IV
G	44-66 cm 17 1/4"-26"	48-71 cm 18 3/4"-28"	52-76 cm 20 1/2"-29 3/4"	56-81 cm 22"-32"
G <small>w/silicone</small>	44-62 cm 17 1/4"-24 1/2"	48-67 cm 18 3/4"-26 1/4"	52-72 cm 20 1/2"-28 1/4"	56-77 cm 22"-30 1/4"
C	28-38 cm 11"-15"	31-42 cm 12"-16 1/2"	34-46 cm 13 1/4"-18"	37-50 cm 14 1/2"-19 1/2"
B	18-21.5 cm 7"-8 1/2"	21.5-25 cm 8 1/2"-9 3/4"	25-28 cm 9 3/4"-11"	28-31.5 cm 11"-12 1/2"

length A-D

A-D Regular - 15 3/4-18 1/4" / **40-46 cm**

A-D Short - 13-15 3/4" / **34-40 cm**

length A-G

A-G / A-T Regular - 28 1/4-32 3/4" / **72-83 cm**

A-G / A-T Short - 24 3/4-28 1/4" / **63-72 cm**

PCSZ-01-29

Basic Ribbed Sock 20-30 and 30-40 mmHg

4201 & 4202

	I	II	III	IV	V
C	29-38 cm 11 1/2"-15"	34-43 cm 13 1/4"-17"	37-49 cm 14 1/2"-19 1/4"	41-53 cm 16 1/4"-21"	46-58 cm 18"-23"
B	18-21 cm 7"-8 1/4"	21-24 cm 8 1/4"-9 1/2"	24-27 cm 9 1/2"-10 3/4"	27-31 cm 10 3/4"-12 1/4"	31-35 cm 12 1/4"-13 3/4"

PCSZ-01-28

length A-D

A-D Regular - 15 3/4-18 1/4" / **40-46 cm**

A-D Short - 13-15 3/4" / **34-40 cm**

Basic Casual Sock 15-20, 20-30 mmHg

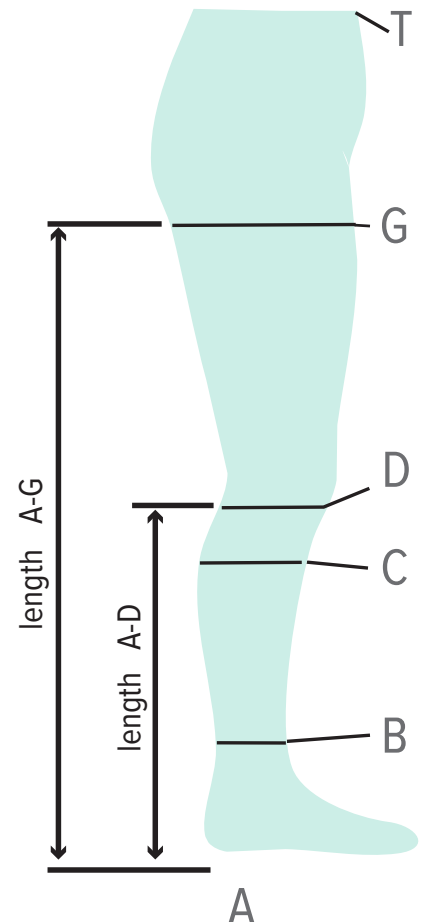
4700, 4701

	I	II	III	IV
C	28-38 cm 11"-15"	31-42 cm 12"-16 1/2"	34-46 cm 13 1/4"-18"	37-50 cm 14 1/2"-19 3/4"
B	18-21.5 cm 7"-8 1/2"	21.5-25 cm 8 1/2"-9 3/4"	25-28 cm 9 3/4"-11"	28-31.5 cm 11"-12 1/2"

PCSZ-01-43

length A-D

A-D Regular - 15 3/4-18 1/4" / **40-46 cm**



Measuring and Sizing for Upper Extremities

Measuring for Juzo Compression Sleeves

When to take the measurements

It is important that the edema is at its most reduced state. Most often this is found first thing in the morning or at the end of treatment.

When to measure for a custom garment

Measure for a custom garment after determining that an arm will be too large or too small for a standard size. You will have to take the standard measurements listed to the right and compare to a size chart to determine this.

How to take length measurements

Length measurements should be taken at each circumference. It is recommended that you mark the arm with a non-permanent, non-toxic marker at each circumference measurement. The length measurement is then taken from point 'cC' along the inside of the arm to each circumference point.

Measurement Points

Circumference point 'cC' is the area of greatest compression and therefore the most important point. This measurement is found distally on the arm where the wrist meets the hand. One should find the smallest circumference at this point.

Circumference point 'cC1' is taken 6cm from point "cC" for adults, for children correspondingly shorter.

Circumference point 'cD' is the mid-point between the wrist and the elbow.

Circumference point 'cE' is found at the middle of the elbow.

Circumference point 'cF' is found at the middle of the upper arm, across the biceps.

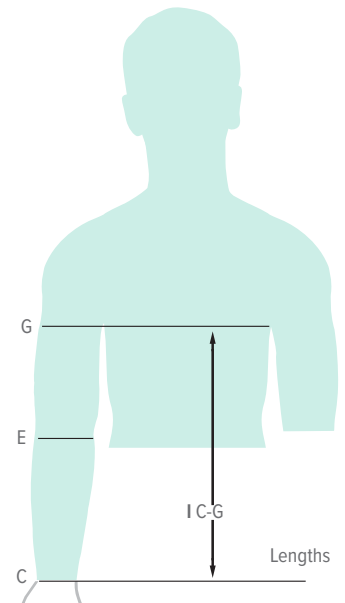
Circumference point 'cG' is taken around the upper arm at the axilla. For ease in determining this point, place a book up into the armpit area. Point 'cG' on the arm will be even with the top of the book.

Circumference point 'cH' is a vertical measurement taken from the axilla up over the shoulder. For ease in determining this point, keep the book used in point 'cG' in place and follow a vertical line up over the shoulder.

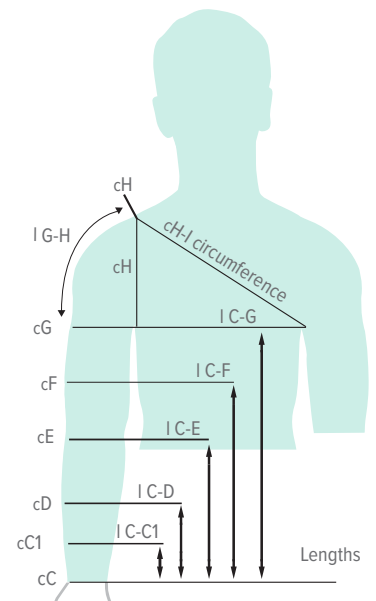
Circumference point 'cH-I' is taken from the top of the shoulder (point 'cH') across the chest, down around the opposite axilla and returning to point 'cH'. Positioning of this strap can vary depending on how the patient prefers to wear the garment.

Length 'I G-H' is taken on the outside of the arm from point 'cG' up to point 'cH'.

Standard Measurements

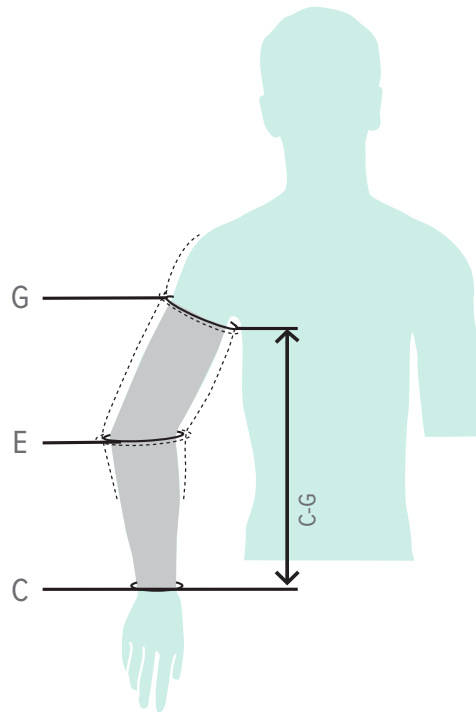


Custom Measurements



Size Chart for Juzo®

Compression Arm Sleeves



15-20, 20-30 and 30-40 mmHg

2000/2001/2002, 3511/12

		I	II	III	IV	V	VI
G	Max	26.5-33 cm 10 1/2"-13"	28.5-35.0 cm 11 1/4"-13 3/4"	30.5-37.5 cm 12"-14 3/4"	32.5-39.5 cm 12 3/4"-15 1/2"	34.0-42.0 cm 13 1/2"-16 1/2"	36.0-44.0 cm 14 1/2"-17 1/2"
	Reg.	21.5-26 cm 8 1/2"-10 1/2"	23.5-28.5 cm 9 1/4"-11 1/4"	25.0-31.0 cm 9 3/4"-12 1/4"	27.0-33.0 cm 10 1/2"-13"	29.0-35.0 cm 11 1/2"-13 3/4"	30.5-37.5 cm 12"-14 3/4"
E	Max	22.5-27.5 cm 8 3/4"-10 3/4"	24.5-29.5 cm 9 3/4"-11 1/2"	26-32 cm 10 1/4"-12 1/2"	27.5-33.5 cm 10 3/4"-13 1/4"	29.0-35.0 cm 11 1/2"-13 3/4"	30.0-37.0 cm 11 3/4"-14 1/2"
	Reg.	20.5-25.5 cm 8"-10"	22-27 cm 8 3/4"-10 3/4"	23.5-28.5 cm 9 1/4"-11 1/4"	25.0-30.0 cm 9 3/4"-11 3/4"	26.0-32.0 cm 10 1/4"-12 1/2"	27.5-33.5 cm 10 3/4"-13 1/4"
C	C	14.0-15.5 cm 5 1/2"-6"	15.5-17.0 cm 6"-6 3/4"	17.0-18.5 cm 6 3/4"-7 1/4"	18.5-20 cm 7 1/4"-7 3/4"	20.0-21.5 cm 7 3/4"-8 1/2"	21.5-23 cm 8 1/2"-9"

Regular - C-G length < 17"/ 43 cm

Long - C-G length > 17"/ 43 cm

Measuring and Sizing for Gauntlets and Gloves

Measuring for Juzo® Compression Gauntlets and Gloves

When to take the measurements

It is important that the edema is at its most reduced state. Most often this is found first thing in the morning or at the end of treatment.

When to measure for a custom garment

Custom gloves are recommended for hand portions with finger stubs or closed fingers.

Length measurements

Length measurements will be necessary between some circumference points. It is recommended that you mark the hand with a non-permanent, non-toxic marker at the necessary circumference points.

Measurement Points

Circumference point 'cA' is found across the metacarpus.

Circumference point 'cB' is found at the base of the thumb / thumb web and runs parallel to point 'cA'. Measurement point 'I A-B' is the distance between point 'cA' and point 'cB'.

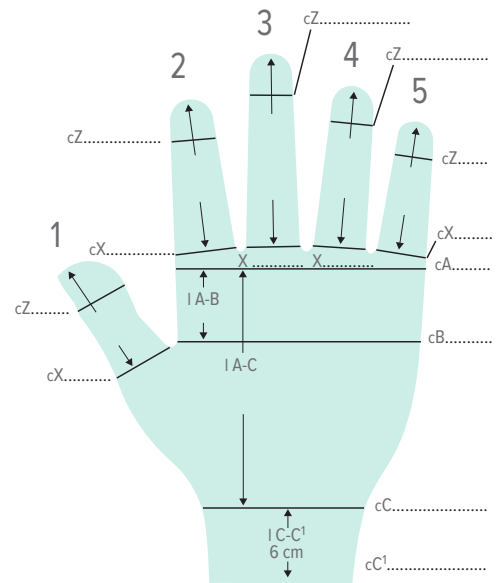
Point 'cC' is found distally on the arm where the wrist meets the hand. One should find the smallest circumference at this point. Measurement point 'I A-C' is the distance between point 'cA' and point 'cC'.

Circumference point 'cC1' is found 6 cm up the arm from point 'cC'. If a shorter or longer wrist extension is desired, please indicate length 'I C-C1'. Should this measurement be omitted a 6 cm extension will be added.

Circumference point 'cZ' is taken distally on each finger at the point (where the end of the finger stub is desired). It is strongly recommended that one avoids ending a finger stub on a crease/joint of the finger.

Circumference point 'cX' is taken proximally on the fingers and the thumb. On the palm side of the hand, this can be easily identified by the crease found at the base of each finger. For the thumb, measure on the distal side of the first thumb bone.

Finger lengths are found by measuring the distance between point 'cZ' and point 'cX' on each finger and the thumb.

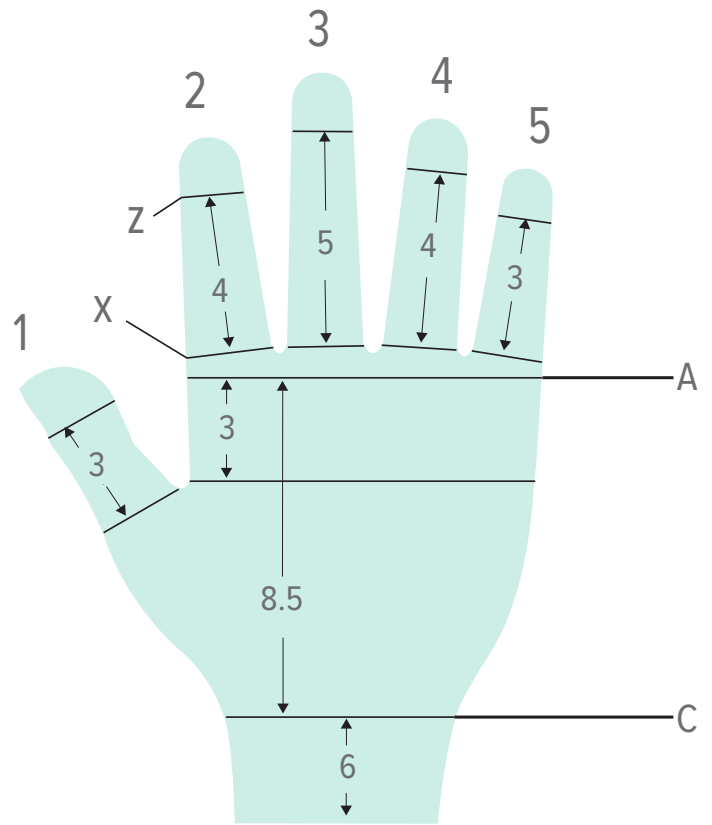


Size Chart for Juzo

Gauntlet and Glove with Finger Stubs

- We recommend measuring hand & finger circumferences in centimeters.
- For gauntlets with thumb stubs, size using circumference points 'C' and 'A'.

All circumference and length measurements are in centimeters



2301 / 2302, 2001 / 2002

	S	M	L	XL
A	17.5-19.5 cm 6 7/8"-7 5/8"	19.5-21.0 cm 7 5/8"-8 1/4"	21.0-23.0 cm 8 1/4"-9 1/8"	23.0-25.5 cm 9 1/8"-10 1/8"
C	14.5-16.5 cm 5 5/8"-6 1/2"	16.5-18.0 cm 6 1/2"-7"	18.0-20.0 cm 7"-7 7/8"	20.0-22 cm 7 7/8"-8 5/8"

3021 / 3022

	1		2		3		4		5		6	
	X cm	Z cm	X cm	Z cm	X cm	Z cm	X cm	Z cm	X cm	Z cm	X cm	Z cm
1	6.5	5	6.5	5	6.5	5	7.5	6	7.5	6	7.5	6
2	6.2	5	6.7	5.5	7.1	5.9	7.6	6.4	8	6.8	8.5	7.3
3	6	5	6.3	5.3	6.7	5.7	7.1	6	7.5	6.4	7.6	6.7
4	5.7	4	6	4.2	6.3	4.5	6.7	4.8	7.1	5.1	7.4	5.4
5	5.5	4	5.9	4.2	6.3	4.5	6.6	4.8	7	5.1	7.3	5.4

A	17.5 cm 6 7/8"	19 cm 7 1/2"	20.5 cm 8"	22 cm 8 3/4"	23.5 cm 9 1/4"	25 cm 9 3/4"
C	14.5 cm 5 3/4"	16 cm 6 1/4"	17.5 cm 7"	19 cm 7 1/2"	20.5 cm 8"	22 cm 8 3/4"

Measuring and Sizing for Lower Extremity Wraps

When to take measurements

It is important that the edema is at its most reduced state. Most often this is found first thing in the morning or at the end of treatment.

How to take length measurements

Length measurements should be taken from each circumference. It is recommended that you mark the leg with a non-permanent, non-toxic marker at each circumference measurement. The length measurement is then taken even with the floor, along the inside of the leg, up to each circumference point.

Measurement Points

Foot Wrap

Circumference point 'cA' is taken around the metatarsal heads. Typically, this is found at the base of the fifth metatarsal.

Circumference point 'cB' is the area of greatest compression and therefore the most important point. This measurement is the smallest circumference of the ankle found closest to, and above the ankle bone.

Calf Wrap

Circumference point 'cB' is the area of greatest compression and therefore the most important point. This measurement is the smallest circumference of the ankle found closest to, and above the ankle bone.

Circumference point 'cC' is the largest circumference of the calf.

Circumference point 'cD' is the smallest circumference below the knee, but above the calf.

Knee Wrap

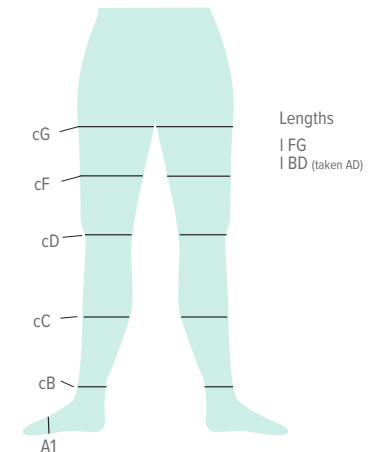
Circumference point 'cE' is found mid-patella.

Thigh Wrap

Circumference point 'cF' is found at the middle of the thigh.

Circumference point 'cG' is taken at the top of the thigh/groin area.

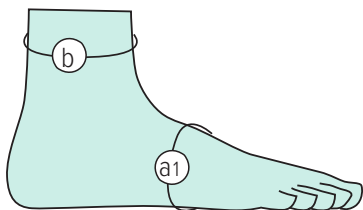
Standard Measurements



Size Chart for Juzo

Lower Extremity Wraps

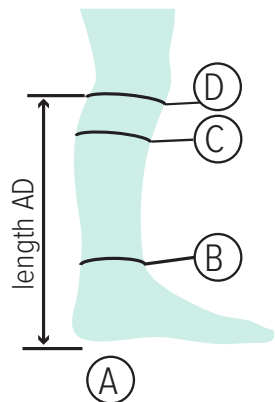
Size Chart For Juzo Compression Foot Wrap



	S	M	L
(a1) Arch	19-24 cm 7 1/2" - 9 1/2"	24-29 cm 9 1/2"-11 1/2"	29-34 cm 11 1/2"-13 1/4"
(b) Ankle	15-23 cm 6" - 9"	20-28 cm 7 3/4" - 11"	25-33 cm 9 3/4"-11"

PCSZ-01-52

Size Chart For Juzo Compression Wrap Calf Segment

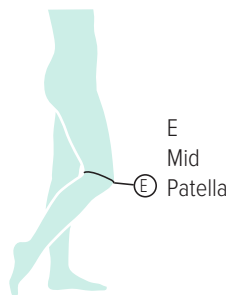


	S	M	L	XL	2XL	3XL
Max Calf	35-41 cm 13 3/4"-16 1/2"	40-46 cm 15 3/4"-18"	44-51 cm 17 1/4"-20"	48-55 cm 19"-21 3/4"	53-60 cm 20 3/4"-23 1/2"	60-70 cm 23 1/2"-27 1/2"
Calf	29-35 cm 11 1/2"-13 3/4"	34-40 cm 13 1/4"-15 3/4"	37-44 cm 14 1/2"-17 1/4"	41-48 cm 16 1/4"-19"	46-53 cm 18"-20 3/4"	50-60 cm 19 3/4"-23 1/2"
Ankle	18-21 cm 7"-8 1/4"	21-24 cm 8 1/4"-9 1/2"	24-27 cm 9 1/2"-10 3/4"	27-31 cm 10 3/4"-12 1/4"	31-35 cm 12 1/4"-13 3/4"	36-47 cm 14"-18 1/2"

AD Regular < 40cm / 15 3/4" • **AD Long** > 40cm / 15 3/4"

PCSZ-01-51a

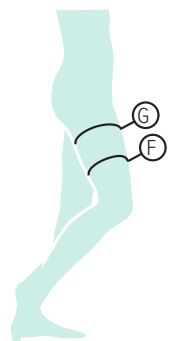
Size Chart For Juzo Compression Knee Wrap



	S	M	L	XL	2XL	3XL
E Mid Patella	30-36 cm 11 3/4"-14 1/4"	36-42 cm 14 1/4"-16 1/2"	42-48 cm 16 1/2"-19"	48-55 cm 19"-21 3/4"	55-62 cm 21 3/4"-24 1/4"	62-70 cm 21 3/4"-27 1/2"

pcsz-01-55

Size Chart For Juzo Compression Thigh Wrap



	S	M	L	XL	2XL
G	43-70 cm 17"-27 1/2"	54-81 cm 21 1/8"-32"	65-92 cm 25 1/4"-36 1/4"	75-102 cm 29 1/2"-40 1/4"	85-112 cm 33 1/2"-44 1/4"
F	35-55 cm 13 3/4"-21 3/4"	48-70 cm 19"-27 1/2"	60-82 cm 23 1/2"-32 1/4"	70-92 cm 27 1/2"-36 1/4"	80-102 cm 31 1/2"-40 1/4"

pcsz-01-56

FG Regular < 25cm / 9 3/4"

FG Long > 30cm / 11 3/4"

Measuring and Sizing for Upper Extremity Wraps

Measuring for Juzo Compression Arm & Hand Wraps

When to take the measurements

It is important that the edema is at its most reduced state. Most often this is found first thing in the morning or at the end of treatment.

How to take length measurements

Length measurements should be taken at each circumference. It is recommended that you mark the arm with a non-permanent, non-toxic marker at each circumference measurement. The length measurement is then taken from point 'cC' along the inside of the arm to each circumference point.

Measurement Points For Arm Wrap

Circumference point 'cC' is the area of greatest compression and therefore the most important point. This measurement is found distally on the arm where the wrist meets the hand. One should find the smallest circumference at this point.

Circumference point 'cE' is found at the middle of the elbow.

Circumference point 'cG' is taken around the upper arm at the axilla. For ease in determining this point, place a book up into the armpit area. Point 'cG' on the arm will be even with the top of the book.

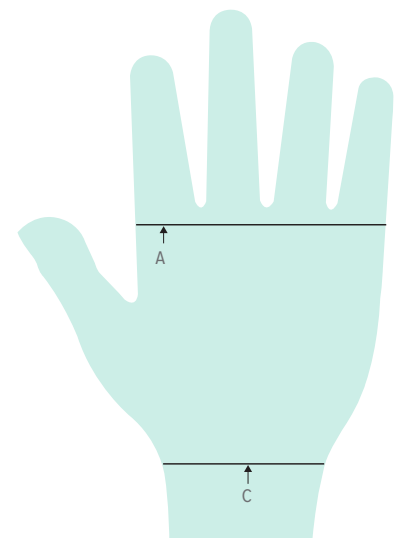
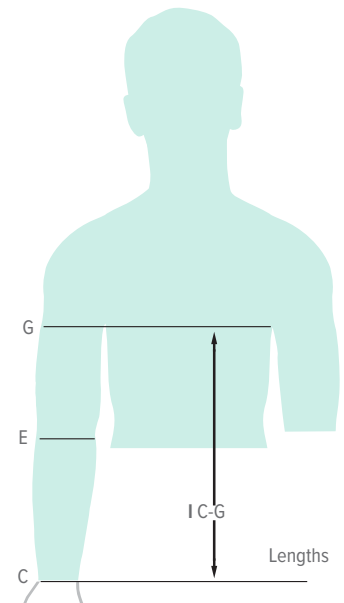
Length 'I C-G' is taken on the inside of the arm from point 'cC' up to point 'cG'.

Measurement Points for Compression Hand Wrap

Circumference point 'cA' is found across the metacarpus.

Point 'cC' is found distally on the arm where the wrist meets the hand. One should find the smallest circumference at this point.

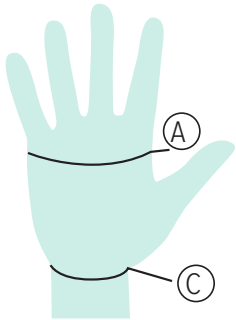
Standard Measurements



Size Chart for Juzo

Upper Extremity Wraps

Size Chart For Juzo Compression Hand Wrap

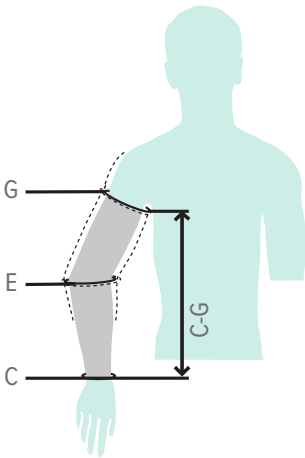


	XS	S	M	L	XL
A	15.5 - 17.5cm 6" - 6 3/4"	17.5 - 19.5cm 6 3/4" - 7 3/4"	19.5 - 22cm 7 3/4" - 8 3/4"	22 - 24.5cm 8 3/4" - 9 1/2"	24.5 - 28cm 9 1/2" - 11"
C	13-17cm 5" - 6 1/2"	15-19cm 5 3/4" - 7 1/2"	17-21.5cm 7 1/2" - 8 1/2"	20-24cm 8" - 9 1/4"	21-25cm 8 1/4" - 9 3/4"

Fit using point A

PCSZ-01-57

Size Chart For Juzo Compression Arm Wrap



	XS	S	M	L	XL
G	27-36 cm 10 1/2"-14 1/4"	30-39 cm 11 3/4"-15 1/2"	33-44 cm 13"-17 1/4"	35-49 cm 13 3/4"-19 1/4"	40-56 cm 15 3/4"-22"
E	23-32 cm 9"-12 1/2"	24-34 cm 9 1/2"-13 1/2"	26-36 cm 10 1/4"-14 1/4"	29-42 cm 11 1/2"-16 1/2"	31-46 cm 12 1/4"-18 1/4"
C	16-19 cm 6 1/4"-7 1/2"	17-20 cm 6 3/4"-8"	18-22 cm 7"-8 3/4"	20-26 cm 8"-10 1/4"	21-29 cm 8 1/4"-11 1/2"

CG Regular < 17" / 43cm • CG Long > 17" / 43cm

PCSZ-01-58

Measuring and Sizing for Prosthetic Garments

Measuring for Juzo® Prosthetic Shrinkers

When to take measurements

It is important that the edema is at its most reduced state. Most often this is found first thing in the morning or at the end of treatment.

When to measure for a custom garment

Measure for a custom garment after determining that a leg will be too large or too small for a regular size. You will have to take the standard measurements listed to the right and compare to a size chart to determine this.

Circumference points for an AK shrinker

Circumference point 'cE' is taken at the distal end of the stump. Measure circumferences beginning 5cm from the distal end of the stump.

Circumference point 'cF' is taken at the middle of the thigh.

Circumference point 'cG' is taken at the top of the thigh or groin area.

Circumference point 'cH' is the largest circumference of the hips and lower abdomen. This measurement is only taken if the patient requests a body part attached to the shrinker.

Circumference point 'cT' is a waist measurement measured above the hip bones. This measurement is taken only if the patient desires a hip attachment attached to the shrinker.

Length points for an AK shrinker

Take all length measurements along the inside of the leg. S = Distal end of the stump. Measure all lengths from 'S' Measure lengths from 'S' to point 'cE', 'S' to point 'cF' and 'S' to point 'cG'.

Circumference points for a BK shrinker

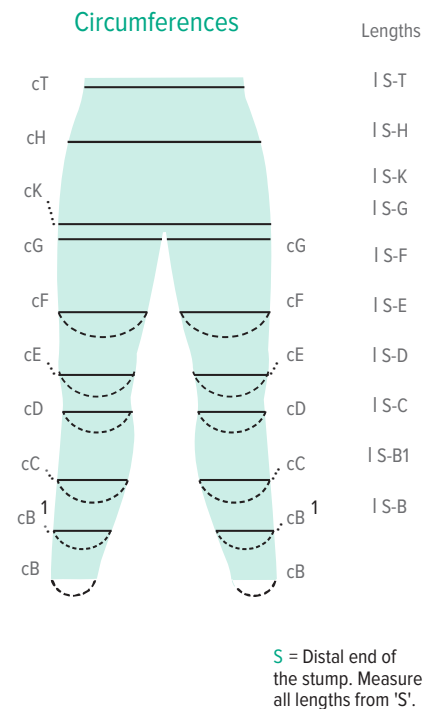
Circumference point 'cC' is taken at the distal end of the stump. Measure circumferences beginning 5cm from the distal end of the stump.

Circumference point 'cE' is taken at the mid patella.

Circumference point 'cF' is taken around the middle of the thigh.

Length points for a BK shrinker

Take all length measurements along the inside of the leg. S = Distal end of the stump. Measure all lengths from 'S' Measure lengths from 'S' to point 'cC', 'S' to point 'cE' and 'S' to point 'cF'.



Size Chart for Juzo

Prosthetic Shrinkers

20-30 and 30-40 mmHg

Size Chart for Juzo Above Knee Shrinker

	I	II	III	IV	V	VI
G	42-45 cm 16 1/2" - 17 3/4"	45-49 cm 17 3/4" - 19 1/4"	49-53 cm 19 1/4" - 20 3/4"	53-57 cm 20 3/4" - 22 1/2"	57-61 cm 22 1/2" - 24"	61-65 cm 24" - 25 1/2"
F	30-32 cm 11 1/4" - 12 1/2"	32-35 cm 12 1/2" - 13 3/4"	35-38 cm 13 3/4" - 15"	38-41 cm 15" - 16 1/4"	41-44 cm 16 1/4" - 17 1/4"	44-47 cm 17 1/4" - 18 1/2"

PCSZ-01-08a

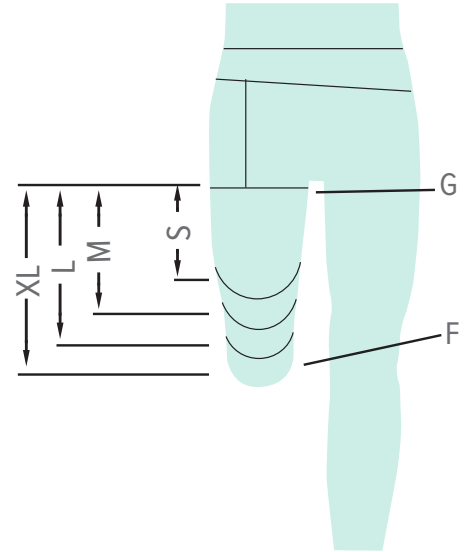
AK Lengths

Extra Long - 13-14 1/2" / 33-37 cm

Long - 11-12 1/2" / 28-32 cm

Medium - 9-10 1/2" / 23-27 cm

Short - 7-8 1/2" / 18-22 cm



20-30 and 30-40 mmHg

Size Chart for Juzo Below Knee Shrinker

	0	I	II	III	IV	V	VI
F	38-40 cm 15" - 15 3/4"	40-42 cm 15 3/4" - 16 1/2"	42-45 cm 16 1/2" - 17 3/4"	45-48 cm 17 3/4" - 19"	48-51 cm 19" - 20 1/4"	51-54 cm 20 1/4" - 21 1/2"	54-57 cm 21 1/4" - 22 1/2"
C	26-28 cm 10 1/4" - 11"	28-30 cm 11" - 11 3/4"	30-33 cm 11 3/4" - 13"	33-36 cm 13" - 14 1/4"	36-39 cm 14 1/4" - 15 1/2"	39-42 cm 15 1/2" - 16 3/4"	42-45 cm 16 3/4" - 18"

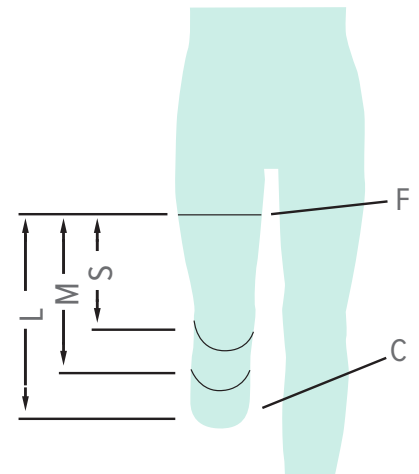
PCSZ-01-08a

BK Lengths

Long - 18 1/4 - 19" / 46-48 cm

Medium - 15 - 15 3/4" / 38-40 cm

Short - 12 - 12 3/4" / 30-32 cm

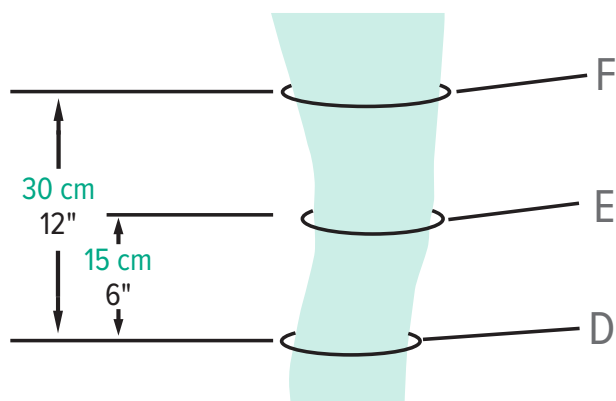


Size Chart for Juzo Suspension Sleeves and Braces

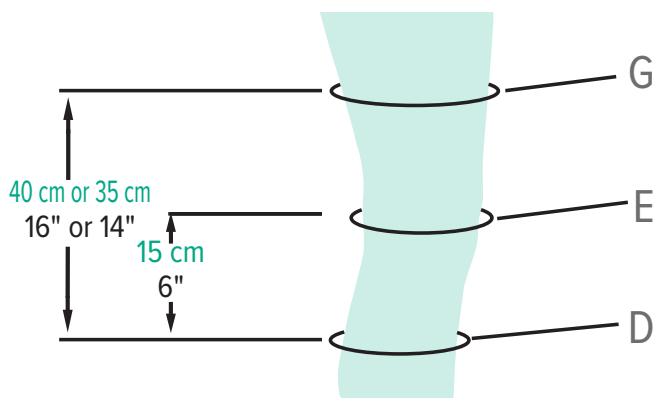
3232 Regular Type D-F (12")

	4	5	6	7	8	9	10	11	12	14
F	38 cm 15"	39.5 cm 15 1/2"	41 cm 16 1/4"	42.5 cm 16 3/4"	44 cm 17 1/4"	45.5 cm 18"	47 cm 18 1/2"	48.5 cm 19"	50 cm 19 3/4"	53 cm 21"
E	31 cm 12 1/4"	32.5 cm 12 3/4"	34 cm 13 1/2"	35.5 cm 14"	37 cm 14 1/2"	38.5 cm 15 1/4"	40 cm 15 3/4"	41.5 cm 16 1/4"	43 cm 17"	46 cm 18"
D	28 cm 11"	29.5 cm 11 1/2"	31 cm 12 1/4"	32.5 cm 12 3/4"	34 cm 13 1/2"	35.5 cm 14"	37 cm 14 1/2"	38.5 cm 15 1/4"	40 cm 15 3/4"	43 cm 17"

Regular Type D-F (12")



Long Type D-G (14") and D-GE (16")



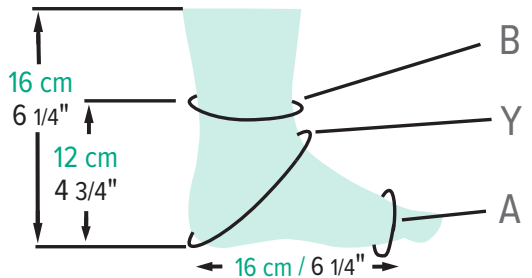
3232 Long Type D-G (14") and D-GE (16")

	4	5	6	7	8	9	10	11	12	14
G	42 cm 16 1/2"	43.5 cm 17 1/4"	45 cm 17 3/4"	46.5 cm 18 1/4"	48 cm 18 3/4"	49.5 cm 19 1/2"	51 cm 20"	52.5 cm 20 3/4"	54 cm 21 1/4"	57 cm 22 1/2"
E	31 cm 12 1/4"	32.5 cm 12 3/4"	34 cm 13 1/2"	35.5 cm 14"	37 cm 14 1/2"	38.5 cm 15 1/4"	40 cm 15 3/4"	41.5 cm 16 1/4"	43 cm 17"	46 cm 18"
D	28 cm 11"	29.5 cm 11 1/2"	31 cm 12 1/4"	32.5 cm 12 3/4"	34 cm 13 1/2"	35.5 cm 14"	37 cm 14 1/2"	38.5 cm 15 1/4"	40 cm 15 3/4"	43 cm 17"

Size Chart Juzo Ankle Braces and Supports

3512

	1 XS	2 S	3 M	4 L	5 XL	6 XXL
B	18-20 cm 7"-8"	20-22 cm 8"-8 3/4"	22-24 cm 8 3/4"-9 1/2"	24-26 cm 9 1/2"-10 1/4"	26-28 cm 10 1/4"-11"	28-30 cm 11"-12"
Y	27-29 cm 10 3/4"-11 1/2"	29-31 cm 11 1/2"-12 1/4"	31-33 cm 12 1/4"-13"	33-35 cm 13"-13 3/4"	35-37 cm 13 3/4"-14 1/2"	37-39 cm 14 1/2"-15 1/4"
A	18-20 cm 7"-8"	20-22 cm 8"-8 3/4"	22-24 cm 8 3/4"-9 1/2"	24-26 cm 9 1/2"-10 1/4"	26-28 cm 10 1/4"-11"	28-30 cm 11"-12"

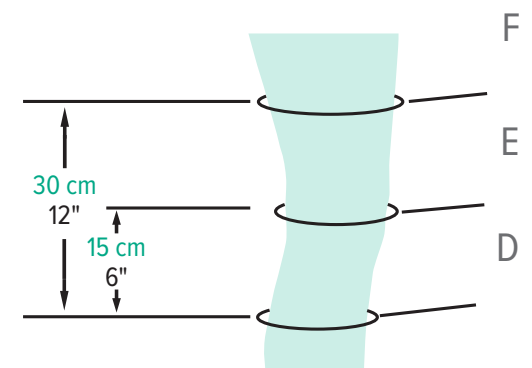


PCSZ-01-09

Size Chart Juzo Knee Braces and Supports

3062

	1 XS	2 S	3 M	4 L	5 XL	6 XXL
F	38-39.5 cm 15"-15 1/2"	39.5-42 cm 15 1/2"-16 1/2"	42-45 cm 16 1/2"-17 3/4"	45-48.5 cm 17 3/4"-19"	48.5-52 cm 19"-20 1/2"	52-56 cm 20 1/2"-22"
E	31-32.5 cm 12 1/4"-12 3/4"	32.5-35 cm 12 3/4"-13 3/4"	35-38 cm 13 3/4"-15"	38-41.5 cm 15"-16 1/4"	41.5-45 cm 16 1/4"-17 3/4"	45-49 cm 17 3/4"-19 1/4"
D	28-29.5 cm 11"-11 1/2"	29.5-32 cm 11 1/2"-12 5/8"	32-35 cm 12 5/8"-13 3/4"	35-38.5 cm 13 3/4"-15 1/4"	38.5-42 cm 15 1/4"-16 1/2"	42-46 cm 16 1/2"-18"



3222 / 3922 / 1802

	1 XS	2 S	3 M	4 L	5 XL	6 XXL
F	38-41 cm 15"-16 1/4"	41-44 cm 16 1/4"-17 1/4"	44-47 cm 17 1/4"-18 1/2"	47-50 cm 18 1/2"-19 3/4"	50-53 cm 19 3/4"-20 3/4"	53-56 cm 20 3/4"-22"
E	31-34 cm 12 1/4"-13 1/2"	34-37 cm 13 1/2"-14 1/2"	37-40 cm 14 1/2"-15 3/4"	40-43 cm 15 3/4"-17"	43-46 cm 17"-18"	46-49 cm 18"-19 1/4"
D	28-31 cm 11"-12 1/4"	31-34 cm 12 1/4"-13 1/2"	34-37 cm 13 1/2"-14 1/2"	37-40 cm 14 1/2"-15 3/4"	40-43 cm 15 3/4"-17"	43-46 cm 17"-18"

PCSZ-01-10



Phone: 1 800 222-4999
 Fax: 1 800 645-2519

Account Information

Account Number	Date
Account Name	Contact
Ship to Address	
Phone	Fax
Patient ID	P.O. Number
Prescribing Physician	

Please Select	18-21 mmHg	23-32 mmHg	34-46 mmHg	50 + mmHg
Expert (Helastic)	<input type="checkbox"/> 3021	<input type="checkbox"/> 3022	<input type="checkbox"/> 3023	<input type="checkbox"/> 3024
Expert (Helastic) Cotton Strong	<input type="checkbox"/> 3021CO	<input type="checkbox"/> 3022CO	<input type="checkbox"/> 3023CO	<input type="checkbox"/> 3054
Expert (Helastic) Silver StrongSilver	<input type="checkbox"/> 3021SV	<input type="checkbox"/> 3022SV	<input type="checkbox"/> 3023SV	<input type="checkbox"/> 3024SV
	<input type="checkbox"/> 3051SV	<input type="checkbox"/> 3052SV	<input type="checkbox"/> 3053SV	<input type="checkbox"/> 3054SV

Re-order #:

Order Information

Quantity: _____ Pair Piece(s)
 Extremity: Right Left Both
 Colors: Beige Black Chestnut Violet
 Blue Dark Blue Gray Fuchsia
 (Expert Cotton, Expert Silver, Strong Silver and all 50+ mmHg garments available in beige)
 Silver comfort patch: Behind the knee
 Crease of ankle, top of foot

Compression Knee-High & Thigh-High

AD Straight top border (standard Expert & Strong)
 Slant top border
 AG Straight top border (standard Expert)
 Slant top border (standard Strong)
 Silicone border
 Knee darts (Typically not required for Expert (3020))
 Hip attachment (please give "T" circumference)
 Right Left To be worn as one
 K-T body part (open crotch)
 18-21 mmHg 23-32 mmHg
 Slip on
 Hook and loop closure, in the front

Compression Pantyhose

Standard waist
 Border with adjustable waistband
 Attached waist belt (non-adjustable)
 Pantyhose with leg extension (specify left or right leg)
 Mens Gusset With fly Open crotch
 Capri Biker short

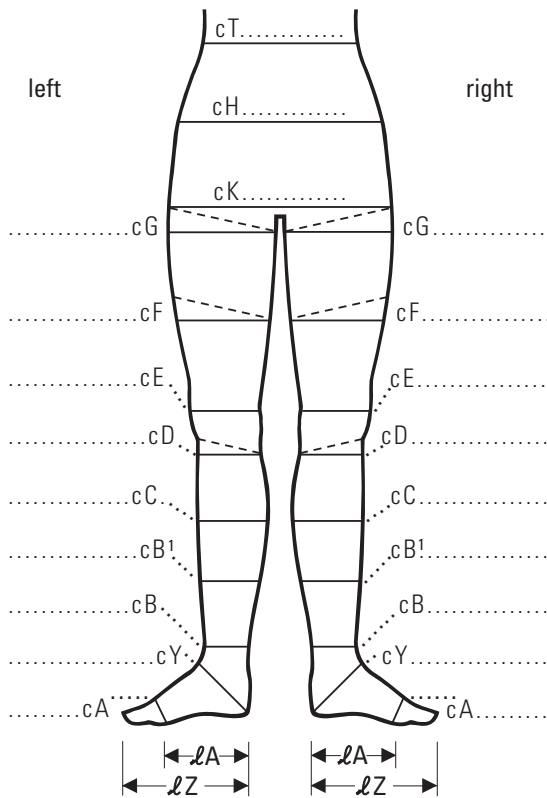
Foot Portion

Open toe Closed toe
 Slant toe (standard Strong)

Slant Toe - required measurements

lA right medial lA right lateral
 lA left medial lA left lateral

Circumference Measurements



High Rise Back

KT Front _____

KT Back _____

Lengths

All lengths taken on the medial side of the leg

	left	right
lT
lH
lG/lK
lF
lE
lD
lC
lB1
lB
lA Open Toe
lZ Full Foot

Special requests:

Some additional charges may apply with choosing options



Custom Measurement Form for Circular Knit Stockings

Phone: 1 800 222-4999
 Fax: 1 800 645-2519

Account Information

Account Number	Date
Account Name	Contact
Ship to Address	
Phone	Fax
Patient ID	P.O. Number
Prescribing Physician	

Please Select	20-30 mmHg	30-40 mmHg	40-50 mmHg
Juzo Hostess	<input type="checkbox"/> 2501	<input type="checkbox"/> 2502	
Juzo Hostess (with high elastic body part)	<input type="checkbox"/> 2581	<input type="checkbox"/> 2582	
Juzo Soft	<input type="checkbox"/> 2001	<input type="checkbox"/> 2002	
Juzo Dynamic	<input type="checkbox"/> 3511	<input type="checkbox"/> 3512	<input type="checkbox"/> 3513
Juzo Dynamic Silver	<input type="checkbox"/> 3511SV	<input type="checkbox"/> 3512SV	<input type="checkbox"/> 3513SV

Re-order #:

Order Information

Quantity: _____ Pair Piece(s)
 Extremity: Right Left Both
 Colors: _____

Styles

AD AG AT

Silicone Border

Silicone border

Hip Attachment

Left Right Worn as one (need T circumference)

Body Part (worn with AG)

3021 (20-30 mmHg) 3022 (30-40 mmHg)
 Hook & loop closure
 Slip on

Compression Pantyhose

Standard body part
 For maternity, measurements taken at ___ months
 Open crotch* With Fly* (for men)
 * Juzo Soft and Dynamic

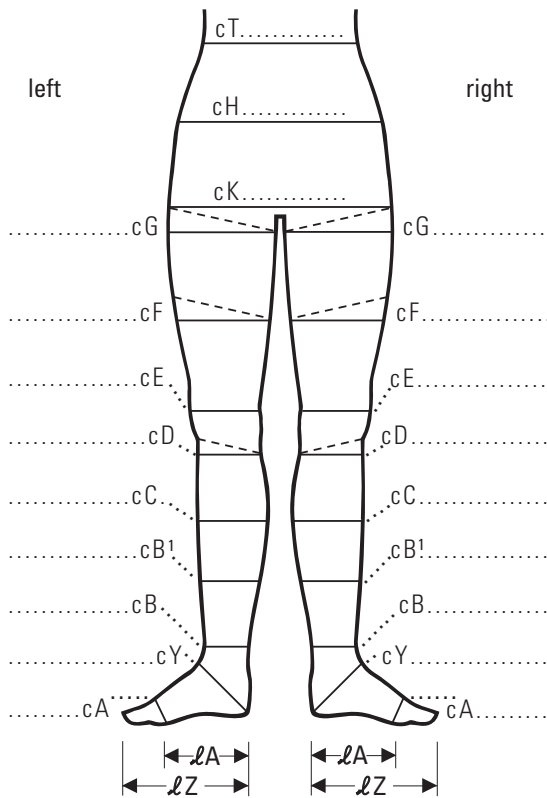
Compression Pantyhose with Leg Extension*

*Dynamic Line & Soft

Foot Portion

Open toe* Closed toe
 * Juzo Soft & Dynamic

Circumference Measurements



High Rise Back

KT Front _____

KT Back _____

Lengths

All lengths taken on the medial side of the leg

	left	right
lT
lH
lG/lK
lF
lE
lD
lC
lB1
lB
lA Open Toe
lZ Full Foot

Special requests:



Custom Measurement Form for Compression Arm Sleeves

Phone: 1 800 222-4999
 Fax: 1 800 645-2519

Account Information

Account Number	Date	Phone	Fax
Account Name	Contact	Patient ID	P.O. Number
Ship to Address	Prescribing Physician	Re-order #	

Order Information

Quantity: _____ Piece(s) Left Right

Circular Knit

- Juzo Soft (with silicone) Beige Black
 White Chestnut
 Seasonal color _____
- Juzo Dynamic Beige Black
 Chestnut
 Seasonal color _____
- Juzo Dynamic Silver

20-30 mmHg	30-40 mmHg	40-50 mmHg
<input type="checkbox"/> 2001	<input type="checkbox"/> 2002	
<input type="checkbox"/> 3511	<input type="checkbox"/> 3512	<input type="checkbox"/> 3513
<input type="checkbox"/> 3561SV	<input type="checkbox"/> 3562SV	<input type="checkbox"/> 3563SV

Flat Knit

- Juzo Strong
 Juzo Strong Silver (Beige)
 Juzo Expert
 Juzo Expert Silver (Beige)
 Juzo Expert Cotton

18-21 mmHg	23-32 mmHg	34-46 mmHg
<input type="checkbox"/> 3051	<input type="checkbox"/> 3052	<input type="checkbox"/> 3053
<input type="checkbox"/> 3051SV	<input type="checkbox"/> 3052SV	<input type="checkbox"/> 3053SV
<input type="checkbox"/> 3021	<input type="checkbox"/> 3022	<input type="checkbox"/> 3023
<input type="checkbox"/> 3021SV	<input type="checkbox"/> 3022SV	<input type="checkbox"/> 3023SV
<input type="checkbox"/> 3021CO	<input type="checkbox"/> 3022CO	<input type="checkbox"/> 3023CO

Circular Knit Styles & Options

- CG CH with shoulder cap and strap CH with shoulder cap and hook & loop to bra (Dynamic)
 Beaded silicone border (CG)

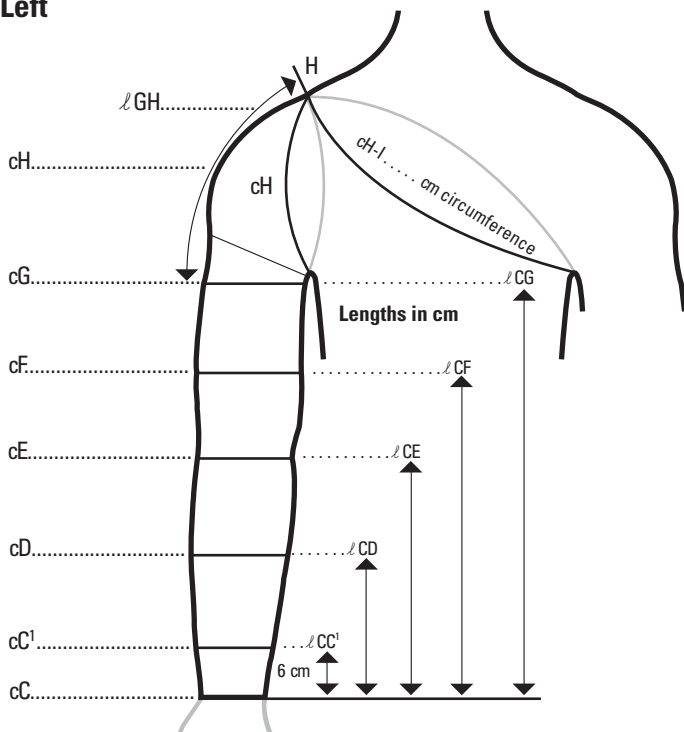
Flat Knit Styles & Options

- CG Beaded silicone border Slant top (Standard on Strong)
 Straight top (Standard on Expert) Seam on the outside (with elbow dart)
 Elbow dart (Standard Strong, typically not needed for Expert)
 Silver comfort patch (placed on seam side, medial)
 Smooth comfort patch (placed on seam side, medial)
- CH with shoulder cap and strap Elbow dart (typically not needed for Expert)
 Silver comfort patch (placed on seam side)
 Smooth comfort patch (placed on seam side)
- CH with shoulder cap and velcro to bra Elbow dart (typically not needed for Expert)
 Silver comfort patch (placed on seam side)
 Smooth comfort patch (placed on seam side)

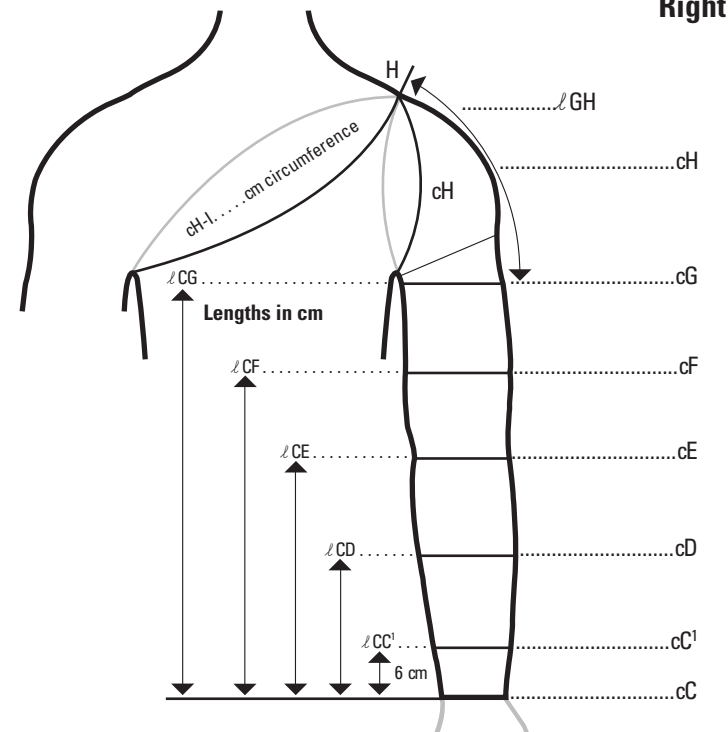
Colors (for Juzo Strong & Juzo Expert)

- Beige Fuchsia Blue Dark Blue Gray Chestnut
 Black Violet

Left



Right





Custom Measurement Form for Compression Gloves / Gauntlets

Phone: 1 800 222-4999
Fax: 1 800 645-2519

Quantity Piece(s) <input type="checkbox"/> Left <input type="checkbox"/> Right	Compression	
	18-21 mmHg	23-32 mmHg
Juzo® Expert	<input type="checkbox"/> 3021	<input type="checkbox"/> 3022
Juzo® Expert Cotton (color beige)	<input type="checkbox"/> 3021CO	<input type="checkbox"/> 3022CO
Juzo® Expert Silver (color beige)	<input type="checkbox"/> 3021SV	<input type="checkbox"/> 3022SV
Juzo® Strong	<input type="checkbox"/> 3051	<input type="checkbox"/> 3052
Juzo® Strong Silver (color beige)	<input type="checkbox"/> 3051SV	<input type="checkbox"/> 3052SV

Colors

Beige Fuchsia Blue Gray
 Dark blue Chestnut Black Violet

Styles **Worn with sleeve:** yes no

Gauntlet with thumb stub (AC)
 Glove with finger stubs(ACFS)
 Glove with closed fingers (ACFS)

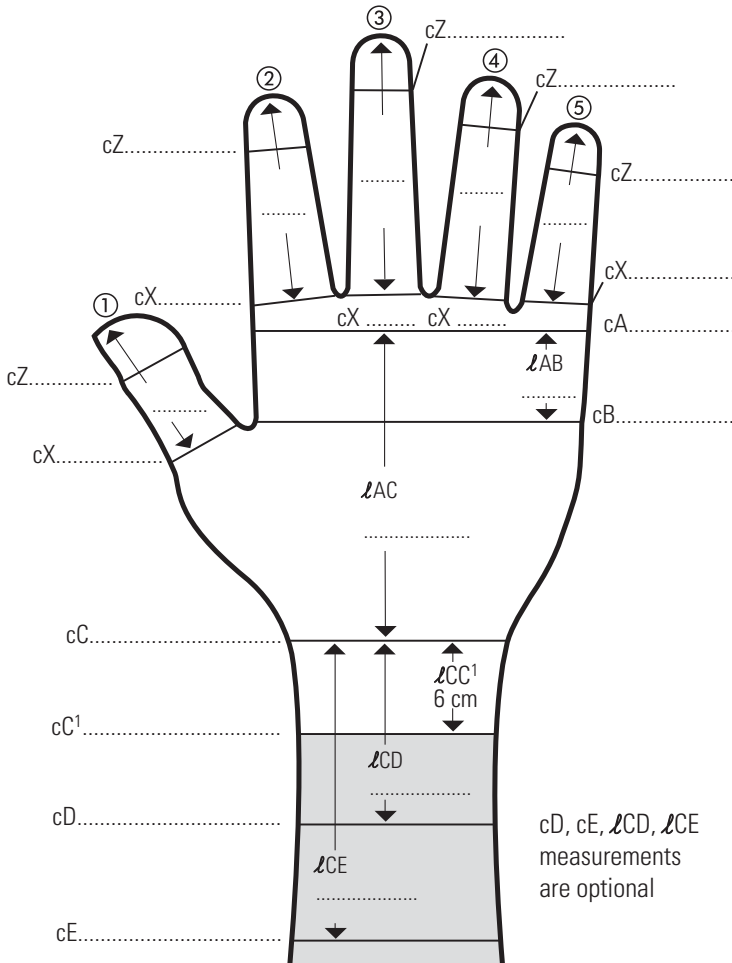
Options

Wrist extension
 Pressure pad regular extended sewn in
 Attached pocket of pressure pad dorsal palm
 Silver comfort patch at the thumb webbing
 Smooth comfort patch at the thumb webbing

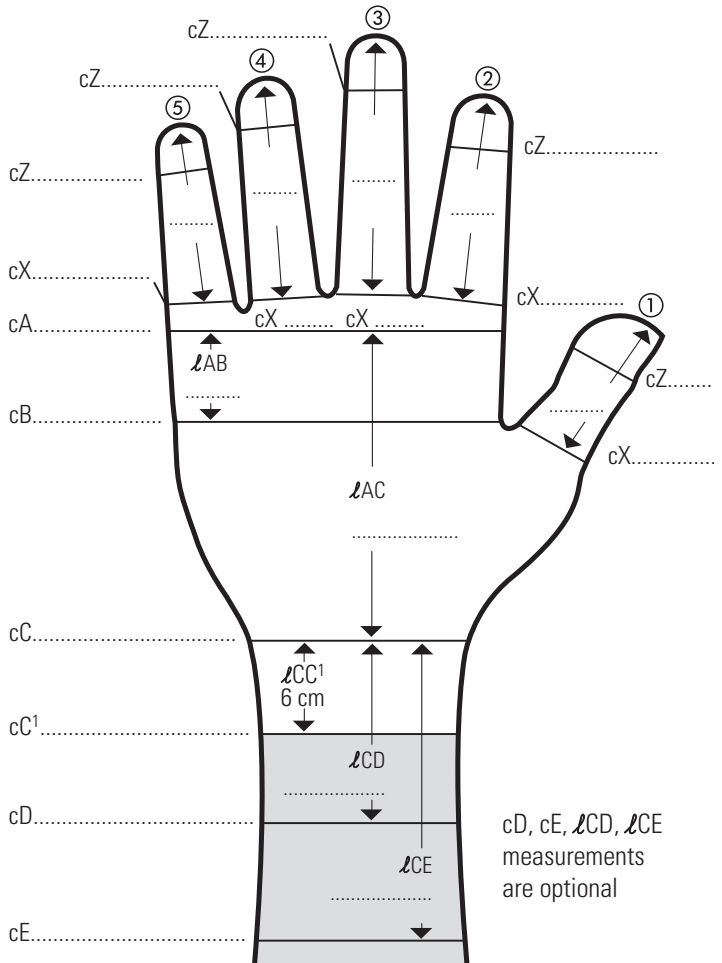
Account Information

Account Number	Date
Account Name	Contact
Ship to Address	
Phone	Fax
Patient ID	P.O. Number
Prescribing Physician	
Re-order # & Date	
Special requests: _____	

Left



Right





Custom Measurement Form for Compression Vests

Phone: 1 800 222-4999
 Fax: 1 800 645-2519

Account Information

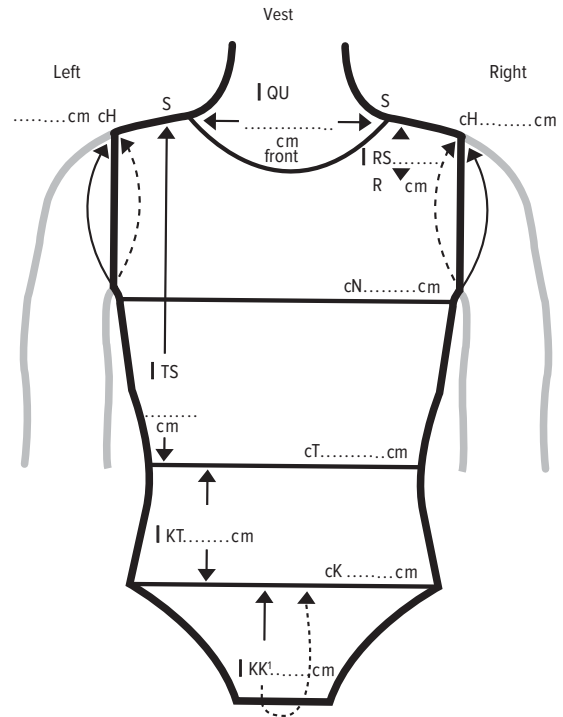
Account Number	Date	Re-order #
Account Name		Contact
Ship to Address		
Phone	Fax	
Patient ID	P.O. Number	
Prescribing Physician		

Quantity..... piece(s)	Compression	
	18-21 mmHg	23-32 mmHg
Juzo Expert	<input type="checkbox"/> 3021 <input type="checkbox"/> 3021SV	<input type="checkbox"/> 3022 <input type="checkbox"/> 3022SV
Juzo Expert Silver (beige)		

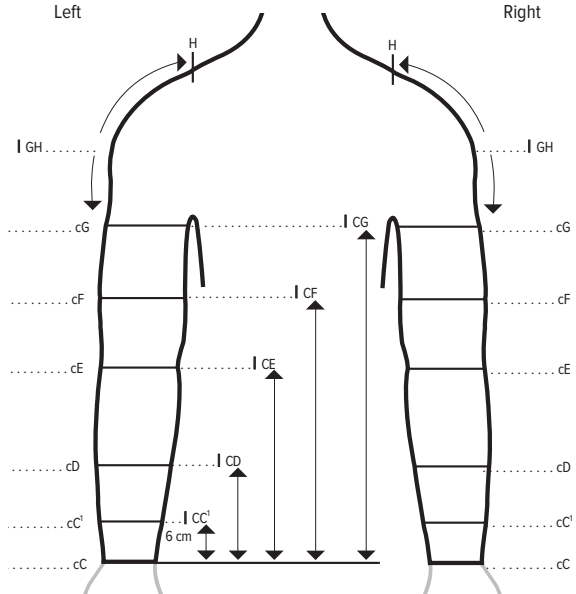
Styles & Options:

- Opening: Mid front Mid back
- With zipper With hook & loop closure
- Slip on
- With arm sleeve
- Without arm sleeve
- Breast opening, cup size _____
- Breast cup seamless, cup size _____
- Pocket for prosthetic left right
- Stand up collar
- Neck circumference _____ cm
- Stand up collar height _____ cm
 (In this case, measurements | QU & | RS are not needed)
- Attached on a body part of a compression AT pantyhose
 (for hook and loop closure at "T" please attach pantyhose measurement form)
- Silicone border at "T"
- With crotch panel (KK) (28cm length, 10cm width)
- Crotch panel closed with hook & eye fastener

Special requests: _____



Arm Sleeves / Arm Sleeve Extensions





Custom Measurement Form for Compression Face Mask

Phone: 1 800 222-4999
Fax: 1 800 645-2519

Account Information

Account Number	Date	Re-order #
Account Name	Contact	
Address		
Phone	Fax	
Patient ID	P.O. Number	
Prescribing Physician		

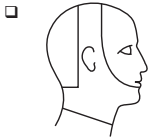
Quantity..... piece(s)	Compression 18-21 mmHg
Juzo' Expert <input type="checkbox"/> Beige <input type="checkbox"/> Fuchsia <input type="checkbox"/> Blue <input type="checkbox"/> Gray <input type="checkbox"/> Dark Blue <input type="checkbox"/> Chestnut <input type="checkbox"/> Black <input type="checkbox"/> Violet	<input type="checkbox"/> 3021
Juzo' Expert Silver	<input type="checkbox"/> 3021SV

Length of the Neck Part
(measured in the front of the neck)

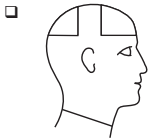
I AB _____ cm | BC _____ cm | CD _____ cm

Length of the Headband
(measured from "D1" over the head to the same point on the opposite side)

I D' D' _____ cm



Neck and Chin Bandage



Face Mask

Forehead and back of head open closed

I EE' _____ cm

Openings for: eyes nose mouth

Nose portion knitted according to measurements: M¹ = _____ cm
M² = _____ cm

Special Request:

PCSZ-01-20a

Neck and Chin Bandage

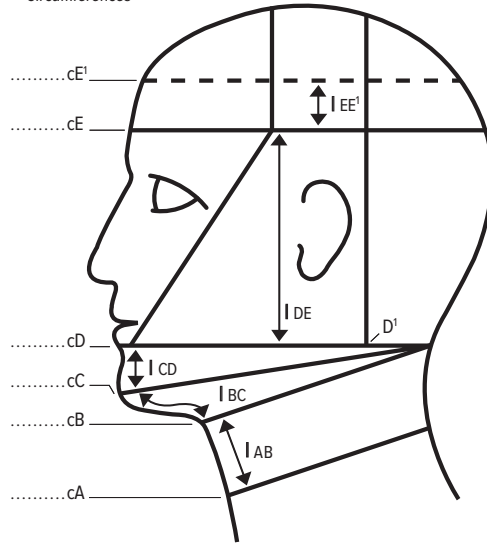
Closure Options

Hook and loop Hook and eye

Opening for Ears

yes no Height..... cm Width..... cm

Circumferences



Width and Length Measurements

K = cm

M = cm

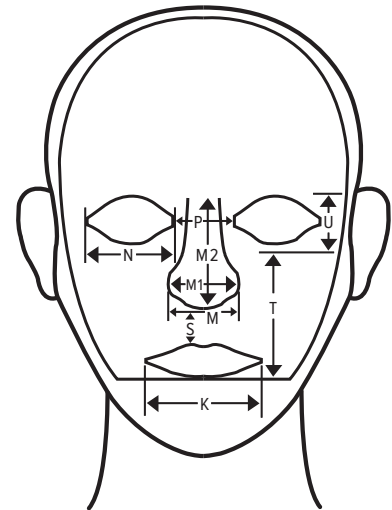
N = cm

P = cm

S = cm

T = cm

U = cm





Phone: 1 800 222-4999
Fax: 1 800 645-2519

Custom Measurement Form for Prosthetic Shrinkers

Account Information

Account Number _____ Date _____
 Account Name _____ Contact _____
 Phone _____ Fax _____
 Patient ID _____
 Prescribing Physician _____

Circular Knit Compression Garment Information (without seam)

Compression: 20-30 mmHg Model: Dynamic (Varin Soft-in)
 30-40 mmHg Dynamic Silver (Varin Soft-in)

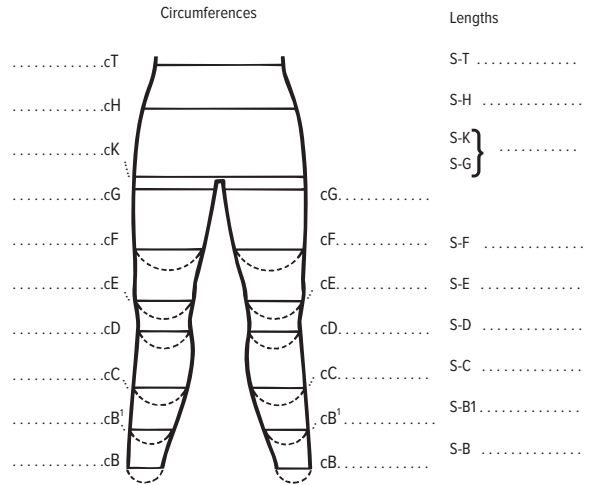
Style: C-F below knee F-G above knee H-D Pirogoff
 Silicone Border Hip Attachment

K-T Body Part (worn with F-G) Slip-on Hook and Loop Closure
 20-30 mmHg 30-40 mmHg

Extremity: Left Right Quantity: _____ Pieces

Comments: _____

PCSZ-01-18a



Measure circumferences beginning 5 cm from the distal end of the stump.

S = Distal end of the stump. Measure all lengths from 'S'.



Phone: 1 800 222-4999
Fax: 1 800 645-2519

Custom Measurement Form For Compression Foot Portions

Account Information

Account Number _____ Date _____
 Account Name _____ Contact _____
 Ship to Address _____
 Phone _____ Fax _____
 Patient ID _____ Prescribing Physician _____

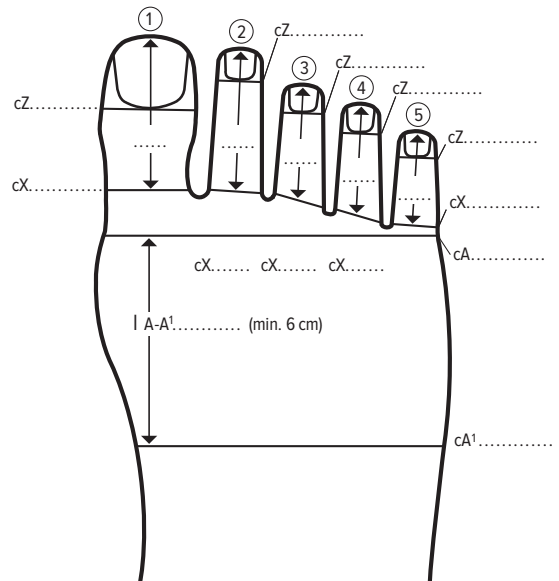
Quantity	Piece(s)	<input type="checkbox"/> Left <input type="checkbox"/> Right	Compression	
			18-21 mmHg	23-32 mmHg
Juzo Expert (Helastic)			<input type="checkbox"/> 3021	<input type="checkbox"/> 3022
Juzo Expert (Helastic) Cotton (color beige)			<input type="checkbox"/> 3021CO	<input type="checkbox"/> 3022CO
Juzo Expert (Helastic) Silver (color beige)			<input type="checkbox"/> 3021SV	<input type="checkbox"/> 3022SV
Juzo Strong			<input type="checkbox"/> 3051	<input type="checkbox"/> 3052
Juzo Strong Silver (color beige)			<input type="checkbox"/> 3051SV	<input type="checkbox"/> 3052SV

Colors
 Beige Fuchsia Blue Gray Dark blue Chestnut
 Black Violet

Options
 With open toes With closed toes Without toe stub on toe 5 (opening only)
 Wear with a compression stocking Yes No

Notes:

PCSZ-01-14a





Phone: 1 800 222-4999
 Fax: 1 800 645-2519

Custom Measurement Form for Knee Braces, Supports & Suspension Sleeves

Account Information

Account Number	Date	Phone	Fax
Account Name	Contact	Patient ID	P.O. Number
Ship to Address	Prescribing Physician	Re-order #	

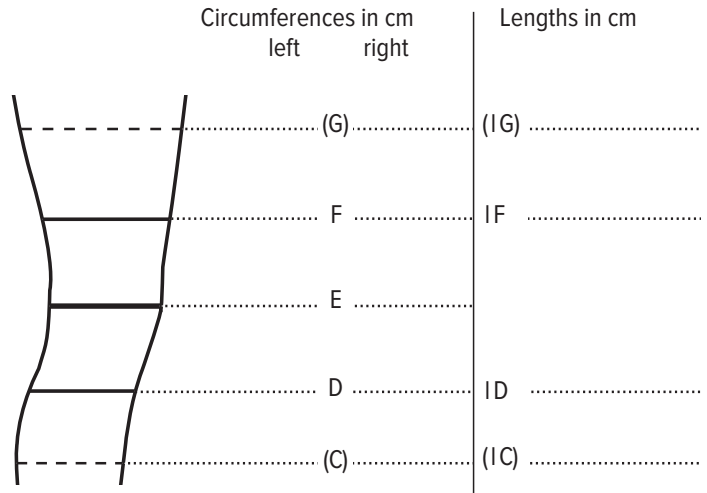
Qty _____ piece(s) right left **Knee Braces / Suspension Sleeves**

Knee Braces and Supports

- 3222 Juzo Genu 323 - knee support with two bilateral stays
 open patella
- 1802 Patallalinger - two bilateral spiral stays, supracondylar and patella pad (standard open patella)
- 3922 Juzo Genu 404 - two bilateral spiral stays, horseshoe shaped patella pad (standard open patella)

Suspension Sleeves

- 3232 Juzo Suspension Sleeve



Notes

.....

.....

.....

.....

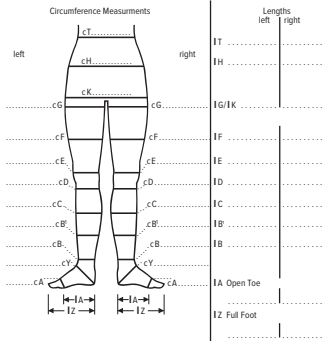


Juzo Made to Measure Checklist

Please use the checklist while the patient is present and before placing the order.

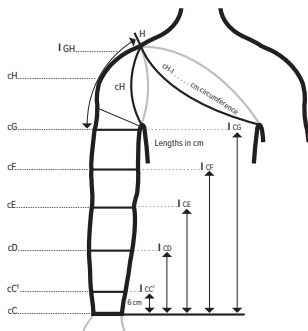
Phone: 1 800 222-4999
Fax: 1 800 645-2519

Stockings



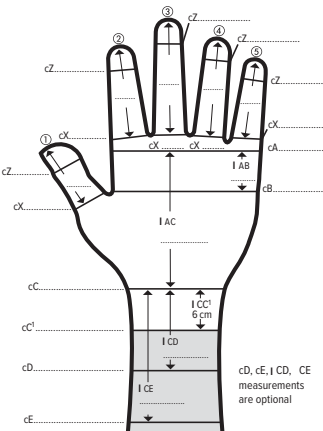
- Account and contact information filled out
- All circumferences and lengths that apply are filled out
- Model and style selected
- Make sure to verify each or pair
- Open toe or full foot and the proper length measurement taken (IA open toe, IZ full foot)
- Color choice (if applicable)
- Patient Name / Patient ID

Arm Sleeves



- Account and contact information filled out
- All circumferences and lengths (4 total lengths) are filled out
- Circumferences are in the correct column, right or left
- Compression class marked
- Model number and quantity specified
- Options marked (if needed)
- Patient Name / Patient ID

Gloves & Gauntlets



- Account and contact information filled out
- All circumferences and lengths are filled out
- The finger lengths are to where the fingerstubs should end, not necessarily to nail beds.
- Compression class and style marked
- Model number and quantity specified
- Verify right or left hand
- Verify worn with a sleeve or not.
- Patient Name / Patient ID

Juzo Dealer Online Resources.

Delivering the Solutions You Need.

In today's busy world, we see the opportunity to provide resources online ranging from ordering to education and dealer tools.

Shop Juzo

An online resource to shop for Juzo products anywhere at any time.



Juzo Academy

Juzo Academy is an on going continuing education program that is proud to offer workshops for our customers & prescribing professionals.



Juzo Dealer Toolbox

An online resource for Juzo forms, size charts, measuring tools, images & marketing materials.



Access all three at
dealer.juzousa.com

Please follow us on Facebook and Twitter.



Think Green.

Live Green.



Juzo is committed to reducing its carbon footprint for a greener planet.

Wind
Turbine



Solar
Array



Prairie Land Grass
Landscaping



Motion Sensor
Lights



Hands-Free
Faucets & Dryers



Recycling
Centers



Juzo USA
P.O. Box 1088
Cuyahoga Falls, OH 44223
www.juzousa.com
support@juzousa.com

Juzo Canada Ltd.
1100 Burloak Dr. Ste. 300
Burlington, ON L7L 6B2
www.juzo.ca
support@juzo.ca



Intertek

© Juzo, Slippies, Fibersoft, Keep Moving & Freedom in Motion are registered trademarks of Julius Zorn, Inc.
X-STATIC is a registered trademark of Noble Fiber Technologies, Inc © 2017 Julius Zorn Inc.